

KITO

General Catalogue
for KITO Products



More Information Contact Us :

Sales Support : Agus Setiawan

Hp. 081 332 707 994; Email : agus.setiawan@helindotech.com / agasta888@gmail.com

Distributed by :

PT. Helindo tech Indonesia

Head Office & Workshop Surabaya :

Pergudangan Ragam Jemundo

Jl. Industri I Ragam Jemundo, B1/B, Sidoarjo, Jawa Timur

Office 031 7870217/8, fax 031 7887284, Hp. +62812 3003 3001

Instagram @helindotech_surabaya

Branch Office & Workshop Jakarta :

Pergudangan BIZ Point 5 Cikupa

Jl. Queensland No.5 Sukamulya, Cikupa, Tangerang-Banten

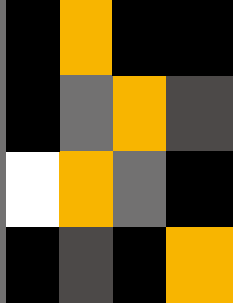
Office telp. 021-59665475, Hp. +62882 1249 9730

Instagram @helindotech_jakarta

email helindotech@yahoo.co.id / pthelindotech@gmail.com

web site www.helindotechindonesia.com or www.brima.co.id

Hi



Outstanding product quality and a wide variety of product types.
A continually-expanding huge range of hoisting systems in all industrial fields.

- 4-5 Electric Chain Hoists
KITO ELECTRIC CHAIN HOIST
KITO ER2 SERIES/LARGE CAPACITY TYPE ER2/KITO EF SERIES/KITO APPLICATION-ORIENTED MODEL SERIES/KITO EQ/ED-III SERIES

- 6 Electric Hoists
KITO WIRE ROPE HOIST
TYPES OF WIRE ROPE HOISTS (CONSTRUCTION)/HK WIRE ROPE HOISTS

- 6 Electrical Supply Rail
KITO TD Rail

- 6 Air Hoists
KITO AIR HOISTS

- 7 CRANES
KITO CRANE
OVERHEAD CRANES Single Girder/OVERHEAD CRANES Double Girder/LOW-HEAD CRANES Single Girder/JIB CRANES/APPLIED TECHNOLOGY TYPE CRANES

- 8 Manual Chain Hoists
KITO CHAIN HOISTS
KITO MIGHTY CB SERIES/KITO UNIVERSAL TROLLEYS/KITO LOW HEADROOM TYPE/HIGH SPEED CB/CB-ATEX/KITO MINING M3CB/KITO CX

- 9 Manual Chain Hoists
KITO LEVER HOISTS
KITO LB SERIES/KITO CLIP/KITO LX SERIES

- 10 Fiber Slings
KITO POLYESTER SLING
KITO CHEMI-PRO SLING/KITO LARGE CAPACITY ROUND SLING

- 11 Chain Slings
KITO CHAIN SLING 100

- 11 Permanent Lifting Magnets
KITO SUPER MAG

- 11 Lashing Belts
KITO BELT LASHING



KITO ELECTRIC CHAIN HOIST

KITO ER2 SERIES | 125kg to 20t (Three phase power supply)

Kito ER2 Series are key players in the Kito Electric Chain Hoists, featuring superior performance as a high quality, high performance crane with state-of-the-art specifications. Seeking improved ease of use and work efficiency, an inverter has been provided as standard in a dual speed hoist and trolley. The dual speed inverter delivers smoother movement than ever, reducing load swing.



ER2
Dual/Single Speed
Hook Suspension Type
125kg to 5t



ER2M
Dual/Single Speed
Motorized Trolley Type
125kg to 5t



ER2SG (ER2SP)
Dual/Single Speed
Geared/Plain Trolley Type
125kg to 5t



CDER2
Cylinder Control Type
Dual/Single Speed
125kg and 250kg



LARGE CAPACITY TYPE ER2 | 7.5t to 20t



Large Capacity ER2
Hook Suspension Type
10t to 20t



Large Capacity ER2M
Motorized Trolley Type
7.5t to 20t



Large Capacity ER2SG
Geared Trolley Type
7.5t to 20t

KITO EF SERIES | 125kg to 2t (Three/Single phase power supply)

Kito EF Series are designed for ease of handling and high cost performance, with low weight and a simple structure for maximum mobility. The single phase power supply type EFS (250kg to 1t) are available which runs on home-use power supply. These small hoists offer benefits of weight, economy, and durability.



EF
Hook Suspension Type
125kg to 2t



EFM
Motorized Trolley Type
125kg to 2t



EFSP (EFSG)
Plain/Geared
Trolley Type
125kg to 2t

Push button control (for ER2 and MR2)

original design

The push button control is designed in an ergonomic shape that is operator friendly. Seeking ease of operation and universal design, KITO's original push button control was designed and manufactured based on trial and error repeated many times, in particular, upgrading prototypes and evaluation from an end-user point of view especially with respect to unit strength.



Back lug for firm grip



KITO ELECTRIC CHAIN HOIST

KITO APPLICATION-ORIENTED MODEL SERIES

Kito's Application-oriented Model Series are designed to meet various needs, load handling works as well as environmental conditions. Kito also offers various turn-key models with specifications designed to meet the user's particular applications.



Twin Hook
Type TWER2M
250kg to 5t




Ultra Low Headroom
Type SHER2M
250kg to 5t



Explosion-Proof
Type RESM
500kg to 5t



Food Grade Hoist
Type ER2
125kg to 5t



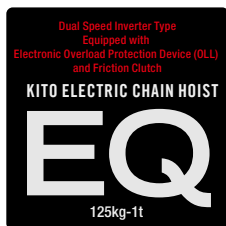
Type ER
250kg to 1t

Type ED
240kg

Climbing Reversible
Type Hoists

KITO EQ | 125kg to 1t

KITO Electric Chain Hoist EQ maximizes the characteristics of its dual speed inverter. And we stick with the control design. Motor-frame integration has materialized an ultimate light-weight, compact size, while maintaining high functions. Equipped with OLL the electronic overload protection device and friction clutch to ensure operational safety and environmental friendliness. Designed light-weight and compact, unique-shape push button switches are easy to grab and operate.



EQ
With Suspension Eye
125kg to 1t



EQM
With Motorized Trolley
125kg to 1t



EQSP
With Plain Trolley
125kg to 1t



EQSG
With Geared Trolley
125kg to 1t

ED-III SERIES | 60kg to 480kg (Single phase power supply)

This series is small in size but high in output. Pendant control and Cylinder control types are available to meet user's applications which can be run on a home-use power supply (for Single phase).



Single Phase AC120 or 240V 50/60Hz



Single/Dual Speed
60kg to 240kg



Dual Speed Cylinder Control Type
60kg to 240kg



Single/Dual Speed
480kg

Mini Trolley



For H-Beam TMH25



For C-Channel TMC25

KITO WIRE ROPE HOIST

TYPES OF WIRE ROPE HOISTS (CONSTRUCTION)

Kito's Wire Rope Hoist series come in a variety of models such as the Single-speed Winding Hoist, which has an excellent winding engine for different models of cranes, and such as the Explosion-proof Type and Long-lifting height Type to meet diversifying needs. All models of the wide selection range offer outstanding ease-of-use, helping rationalize load handling operations, save labor, and raise work efficiency.



Regular Motorized Traversing Hoist
This hoist traverses on the rail by motorized trolley. (Most universally used)



Low-head Motorized Traversing Hoist
At the upper limit, the headroom (the distance between the outer bottom of the rail and the hook center) is minimized. (Suitable for a place with low ceiling)



Double Rail Motorized Traversing Hoist
This hoist traverses on the double rails of the overhead crane (Stable running and often used for large capacity)




F Series Medium-Frequency Use Type
1t to 3t

HK WIRE ROPE HOISTS | 3.2t to 10t

A complete line of newly developed global wire rope hoists based on KITO's high-performance, high-quality technology. Based on its knowledge of global production sites, and track record and reliability, KITO presents the hoists required for satisfying customers' "current" and "future" demands. Leave the problems of cargo handling and transportation to KITO, a devoted outstanding crane manufacturer.



M [Standard type]
1.6t to 10t



D [Low headroom type]
3.2t/6.3t



Electrical Supply Rail

KITO TD Rail

Systematized Simple Joint Structure with Fewer Component Parts. Allowing Quick and Easy Installation.



Air Hoists

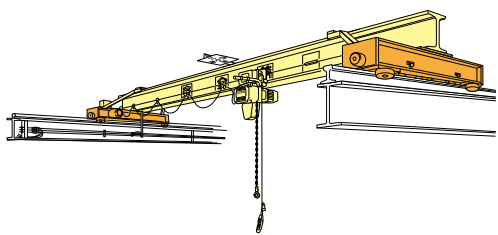
KITO AIR HOISTS

250kg to 25t

KITO Air Hoists reduce the burden for operators and supports improved work efficiency. A wide lineup is available, from models offering smooth low speed operation to models with stress-free high speed operation. There are also outstandingly portable, compact and light weight models as well as large-capacity models for handling heavy loads.



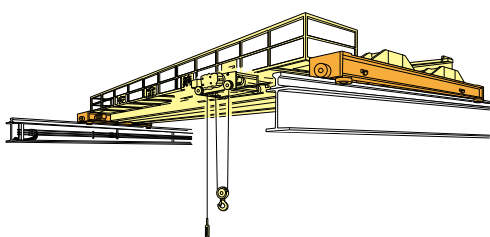
OVERHEAD CRANES Single Girder



The single girder overhead crane can be installed on traveling rails on the brackets of building pillars. This type of crane has a relatively larger capacity and can utilize space below ceiling rafters, and so a wider lifting range is assured.



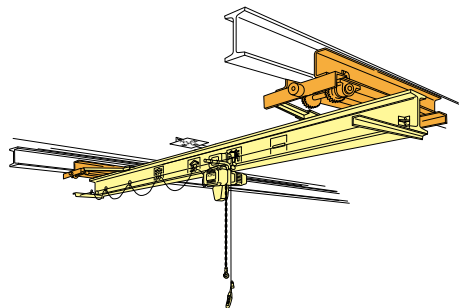
OVERHEAD CRANES Double Girder



The double girder overhead crane can be installed on traveling rails on the brackets of building pillars. The double rail type trolley runs along parallel girders suitable for larger capacity cranes, and also can utilize space below ceiling rafters, and so a wider lifting range assured.



LOW-HEAD CRANES Single Girder



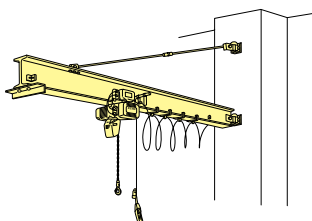
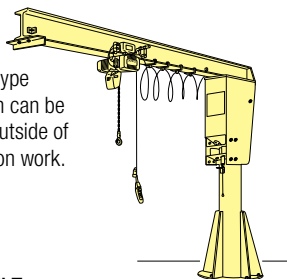
The low-head crane is suspended from the traveling rail (I-beam) which is fixed to the ceiling rafters of the building. Because the traveling rail location and span can be freely chosen, the crane can be designed to suit production line processes. The detaching design for the track wheel and its axle reduces installation and maintenance time.



JIB CRANES

Pillar Type

The pillar type jib crane is a stand-alone type equipped with a rotating jib system, which can be installed in any place, whether inside or outside of a building, by conducting simple foundation work.



Wall Type

The wall type jib crane is a wall-mount type equipped with a rotating jib system which can be installed on a wall or a pillar of a building. The I-beam can rotate 180 degrees.

APPLIED TECHNOLOGY TYPE CRANES



- For Jet Engine Maintenance
- For Clean Room
- Other Various Special Cranes

KITO CHAIN HOISTS

KITO MIGHTY CB SERIES | MODEL M3 500kg to 50t


- Extraordinarily compact, light, and easy to use.
- Excellent workability thanks to maximum mechanical efficiency, requiring the least manual force.
- Excellent durability because of the top-grade load chain (rupture stress: 1000N/mm² or higher).



KITO UNIVERSAL TROLLEYS | MODEL TS 500kg to 5t

- Wheels are specially machined and heat-treated for exceptional durability.
- Extra-light structure is achieved due to strict design conditions.
- Protective bumpers protect the wheels in case the trolley collides with the stoppers at the ends of the rail or collides with another trolley.
- Trolleys can be installed on either I-beam or H-beam rails.
- Specially designed for smooth running ; the rail width can be adjusted easily.
- All four wheels feature high-grade closed ball bearings that do not require lubrication.

Plain Trolley



500kg to 3t

5t

Geared Trolley



1t to 3t

5t

Applied Technology Type Product

KITO LOW HEADROOM TYPE | MODEL TS 1t to 20t

The Kito Low Headroom Type Manual chain hoist is designed with an ultra-small dead space compared to standard models. The chain hoist, designed with all the beneficial design specifications of Kito MIGHTY, provides high ease-of-use, quality, and performance.



Unique Industry Innovation!
Equipped with automatic speed change gear in no-load.

High Speed CB

2.5 to 50 t



Stress-free 7:1 Lifting Speed!

High Speed CB is just released!

A speed change gear is located behind a brake to fully ensure safety. Operability in a loaded condition is as high as the standard specifications. Relieved from past stress, a worker can smoothly prepare for his field work.

CB-ATEX


up to 3t



Ex-protected
Ex II 2G c IIB T4
Ex II 2D c 135 °C

- >Allows the operation in potentially explosive atmosphere
Conforms to ATEX Directive 94/9/EC
- >Increased safety for temperature limit range
Maximum equipment temperature 135 °C
- >Safe operation in potentially explosive atmosphere
Protected against explosive gases, vapors and dust

ATEX Directive 94/9/EC
Solid bronze (Bronze coated for 3 t)



Copper-coated load hook
Hand chain SUS 304


Specially Designed for Mining & Offshore Business

KITO MINING & OFFSHORE M3CB

500kg to 20t

Special Features

- Forged Safety Latches
- Sealed Bearings
- Double Brake Pawls
- Domu Nuts



KITO CX | 250kg

Compact, Light weight and Simple design!
Integral aluminum body and lightweight of only 2.4kg.
High portability to carry everywhere.
Easy and smooth operation with small hand-pull force.
Wide internal diameter of hooks expands the range of applications.



KITO LEVER HOISTS

KITO LB SERIES | MODEL L5 0.8t to 9t

Kito's innovative technology makes this new model smaller and lighter than ever before. It's easy to carry and store, and the LEVER BLOCK™ is much easier to use, even in a narrow working spaces.

- Kito's original free chain adjusting mechanism greatly improves the working efficiency.
- The grade 100 (1000N/mm²) chain features an unbeatable combination of toughness and resistance to corrosion.
- The LEVER BLOCKS™ are made by Kito's reliable design which is superior to world standards.



KITO CLIP | Accessory



- Kito Clips are special fixtures for wire rope. They are developed for applications where ropes are used with lever hoists or chain hoists.
- Clips can be used in any desired position on a wire rope.
- Inserting a wire rope in a clip and pulling the clip makes it grip the wire firmly.
- The original groove design protects the wire surface.
- Their combined use with a lever hoist improves efficiency and economy.

Optional hook for special tip-loading applications



Shape is cut out with special tip so it can hook on to the edge of steel plate making it suitable for certain shipbuilding or plate working applications. (Not suitable for general load holding, taking-up, or lifting applications – use standard hook instead).

The lever slips! Prevents the hoist from excessive overload lifting.

Equipped with **OVERLOAD LIMITER**

Easy Operation with a compact, low headroom design.



In the event of excessive overload lifting, the overload limiter is activated and the lever slips. It is a device to improve operator's safety and hoist's durability.

KITO LX SERIES | 250kg/500kg

Kito LEVER BLOCK™ LX series is available in two capacities: 250kg and 500kg. Extremely compact & light, these LX series hoists are suitable for work in tight quarters or elevated locations where fastening, fixing, or positioning of light load is required.



- Load fastening
- Tension
- Lifting/lowering
- Anchoring
- Positioning
- Distortion correction
- Alignment of structures
- Other load handling

KITO POLYESTER SLING

KITO POLYESTER SLING | 500kg to 10t

The Kito Polyester Slings support a wide range of load handling operations, and offer exceptional strength to hold loads firmly yet with good flexibility to protect the load from damage.

Users can select the most appropriate type for various loads; the Belt Sling BSL type for a wide range of applications, the Round Sling RE type which is an endless type with a flexible rope-like shape, and Eight Sling EE type featuring a special dual structure with eyes at both ends.



Belt Sling BSL Type 630kg to 10t



Round Sling RE Type 1t to 10t




Eight Sling EE Type 500kg to 5t



With Limit sign for easy identification of discard limit.

The red core wadding is woven into the belt.
The time when the core wadding comes into view due to damage is discard limit.



Limit sign

Criteria of limit sign for replacement

(Right pictures show the state of damages on a brand-new sling. Residual strength is 85% or over.)

Damage in thickness



Damage in width



KITO CHEMI-PRO SLING | for Chemicals

The Kito Chemi-Pro Sling is a special-made fabric sling for chemicals. It is highly resistant to acidic and alkali substances and is suitable for chemical processes.




Both Side Eye-Type 500kg to 2t



Endless-Type 1t to 4t



With Limit sign for easy identification of discard limit.



Limit sign

KITO LARGE CAPACITY ROUND SLING | 15t to 30t

The Kito large-capacity Round Sling RE type uses polyester for both core wadding and surface cloth for excellent strength and waterproofing.



Inner configuration

Surface cloth

Core wadding



The Kito Chain Sling 100 uses Kito's top-grade super-strong link chain developed based on a long technological history and experiences, featuring a rupture stress of 1000 N/mm² or even higher. Various standard link and fittings are also available to provide the best combination of products for different applications.

KITO CHAIN SLING 100



- Easy operation of the switch lever can attach and release a load.
- Permanent magnets are free from a power supply failure.
- Original magnet structure of Super Mag is patented (patent no. 3396466)
- With shapes (flat or round steel) or weights of the loads, a wide variety of 12 models are provided for you.



KITO SUPER MAG

Flat-Round type
KRM7 flat steel 70kg / round steel 50kg




Flat-Round type
KRM45 flat steel 450kg / round steel 300kg



Flat type
KRL100 1000kg



Flat type
KRL30 300kg



Kito Belt Lashings allow users to get large lashing force with a small manual force and firmly tighten any kind of load (from soft to hard objects).

KITO BELT LASHING

Ratchet Buckle Type



BLR005 500kgf



BLR005 500kgf



BLR010 1tf



BLR020 2tf



BLR030 3tf



BLR050 5tf

Pull-Ratchet Buckle Type



BLP050 5tf

Over-Center Buckle Type



BL0005 500kgf



BL0015 1.5tf

Cum Buckle Type



BLC002 200kgf



BLC010 1tf



KITO



SHINJUKU NS Bldg. 9F, 2-4-1 Nishi-Shinjuku, Shinjuku-ku, Tokyo 163-0809 JAPAN
TEL: +81-3-5908-0180 FAX: +81-3-5908-0189
E-mail: overseas@kito.co.jp www.kito.co.jp KITO Global Website: kito.com

International Sales Subsidiaries

U.S.A.

HARRINGTON HOISTS, INC.

401 West End Avenue, Manheim, PA 17545, U.S.A.
TEL: +1-717-665-2000 FAX: +1-717-665-2861
www.harringtonhoists.com

CANADA

KITO CANADA INC.

309-3815 1st. Avenue, Burnaby, BC. V5C 3V6, CANADA
TEL: +1-604-291-9955 FAX: +1-604-294-8855
E-mail: info@kito.ca
www.kito.ca

BRAZIL

KITO DO BRASIL COMÉRCIO DE TALHAS E GUINDASTES LTDA

Unidade 38 do CLE – CENTRO LOGÍSTICO EMBU
Rua José Semião Rodrigues Agostinho, 1370, Bairro Água Espraiada – Embu das Artes, SP, BRASIL
TEL: +55-11-3253-1000 FAX: +55-11-3253-1008
E-mail: kito@br.kito.com www.kito.com/br

GERMANY

KITO EUROPE GmbH

Heerdter Lohweg 93, D-40549 Düsseldorf, GERMANY
TEL: +49-(0)211-528009-00 FAX: +49-(0)211-528009-59
E-mail: info@kito.net
www.kito.net

CHINA

JIANGYIN KITO CRANE CO., LTD.

18 Cheng Jiang East Road, Jiang Yin, Jiang Su 214429, CHINA
TEL: +86-510-86199666 FAX: +86-510-86196633
www.kaicheng.com

SHANGHAI KITO TRADING CO., LTD.

Room 11J, Zao-Fong Universe Building, No1800 ZhongShan West Road Shanghai 200235, CHINA
TEL: +86-21-54488935 FAX: +86-21-54488937
www.kito.com.cn

KOREA

KITO KOREA CO., LTD.

463-400, 3Dong 903, 15, 228Beon-gil, Pangyo-ro, Bundang-gu,
Seongnam-si, Gyeonggi-do, KOREA
TEL: +82-31-600-7450 FAX: +82-31-600-7469
www.kito.kr

THAILAND

SIAM KITO CO., LTD.

700/243 M.1, Amatanakorn Industrial Estate Phase 2,
Bangna-Trad KM.57, T.Bankao, A.Panthong, Chonburi 20160, THAILAND
TEL: +66-3846-8205 FAX: +66-3846-8195
www.siamkito.co.th

INDONESIA

PT. KITO INDONESIA

Wisma Kejai 5F, Jl. Jend. Sudirman Kav.3-4, Jakarta 10220, INDONESIA
TEL: +62-21-572-4261 FAX: +62-21-572-4267
E-mail: sales@id.kito.com

INDIA

Armsel MHE Pvt. Ltd.

4th Floor, Block II, Prestige Towers, No 99 & 100, Residency Road, Bangalore-560025, INDIA
TEL: +91-80-49010500 FAX: +91-80-49010555
www.armssel.com

TAIWAN

KITO TAIWAN CO., LTD.

12F-1, 128c sec. 3, Ming-Shen East Road, Taipei, TAIWAN 10596
TEL: +886-2-2719-7616 FAX: +886-2-2719-6900

- The functions and performance of the products mentioned in the catalog have been designed based on the related regulations and standards. If they are used for other than their intended purposes such as being integrated into your equipment, we will not take any responsibility for accidents attributable to their unintended usages as well as guarantee their performance and functions. Never remodel our products.
- When you want to use our products for special purposes, consult us in advance.
- When you want to export our products, consult us in advance. There are different standards and regulations from one destination to another.
- It is prohibited to reprint, copy or divert all the information in this catalog (product patents, trademarks, photos, designs, copies, illustrations, etc.) without our consent.
- The specifications in this catalog are partly subject to change without prior notice.
- Product specifications may vary depending on the country. For more details please contact the nearest KITO dealer.

Distributed by:

More Information Contact Us :
Sales Support : Agus Setiawan
Hp. 081 332 707 994; Email : agus.setiawan@helindotech.com / agasta888@gmail.com

Distributed by :

PT. Helindo tech Indonesia



Head Office & Workshop Surabaya :
Pergudangan Ragam Jemundo
Jl. Industri I Ragam Jemundo, B1/B, Sidoarjo, Jawa Timur
Office 031 7870217/8, fax 031 7887284, Hp. +62812 3003 3001
Instagram @helindotech_surabaya

Branch Office & Workshop Jakarta :
Pergudangan BIZ Point 5 Cikupa
Jl. Queensland No 5 Sukamulya, Cikupa, Tangerang-Banten
Office telp. 021-59665475, Hp. +62882 1249 9730
Instagram @helindotech_jakarta

email helindotech@yahoo.co.id / pthelindotech@gmail.com
web site www.helindotechindonesia.com or www.brma.co.id

